HEPTAGON Capital 20 YEARS

Yacktman ASSET MANAGEMENT

Q4 2026

YACKTMAN US EQUITY FUND

A sub-fund of Heptagon Fund ICAV

The Fund has been classified as an Article 6 for the purposes of the EU's Sustainable Finance Disclosure Regulation ('SFDR'). The Fund takes sustainability criteria into account within the investment process but does not have sustainable investment as its objective and does not promote environmental or social characteristics. This is a marketing communication. Please refer to the Prospectus of the Fund and the KIID before making any final investment decisions. Please see Prospectus for further information on the Fund's environmental and/or social characteristics and relevant sustainability risks.

Heptagon Capital, 63 Brook Street, Mayfair, London W1K 4HS
Tel: +44 20 7070 1800
(FRN 403304)

Authorised & Regulated by the Financial Conduct Authority
12 Endeavour Square, London, E20 1JN

This is a marketing communication.

IMPORTANT INFORMATION

The following presentation provides information on the Yacktman US Equity Fund (the "Fund"), a sub-fund of Heptagon Fund ICAV which is an open-ended umbrella type investment company authorised pursuant to UCITS regulations. Heptagon Capital Limited ("Heptagon") is the Investment Manager, Yacktman Asset Management LP ("Yacktman") is the Sub-Investment Manager meaning Yacktman exercises discretionary investment authority over the Fund and Carne Global Fund Managers (Ireland) Limited is the Manager.

Yacktman manages the Fund according to similar investment principles and execution of approach as those used for its other offerings. However, due to certain factors including, but not limited to, differences in cash flows, fees, expenses, performance calculation methods, and portfolio sizes and composition, there may be variances between the investment returns demonstrated by the Fund and Yacktman's other offerings.

Any performance data quoted represents past performance. Performance figures are also shown for the Russell 1000 Value Index and the S&P 500 Net Return Index ("S&P 500"). The Russell 1000 Value Index measures the performance of those Russell 1000 companies with lower price-to-book ratios and lower expected growth rates. The Russell 1000 Index represents the 1,000 largest U.S. companies in the equity market. The S&P 500 Index is an American stock market index that includes the 500 largest companies by market capitalization. It is designed to measure performance of the broad U.S economy through changes in the aggregate market value of the 500 stocks representing all major industries.

The investment return and principal value of an investment will fluctuate so that the investor's shares, when redeemed, may be worth more or less than their original cost. Any investor should consider the investment objectives, risks and charges and expenses of the Fund carefully before investing. The Funds' prospectus and simplified prospectus contain these and other important information about the Fund. The prospectus should be read carefully before investing. Please email london@heptagon-capital.com for a free copy of these documents.

TABLE OF CONTENTS

I	The Investment Manager & Sub-Investment Manager	4
II	Investment Strategy	8
III	Yacktman US Equity Fund (Irish UCITS Fund)	13
IV	Investment Team	18
V	Fund Particulars	22
VI	Case Studies	24
VII	Disclaimer	27

HEPTAGON Capital

THE INVESTMENT MANAGER & SUB-INVESTMENT MANAGER

IRISH UCITS FUND STRUCTURE

The diagram below explains the Irish UCITS fund structure and the relationship between the Investment Manager, Sub-Investment Manager and other relevant service providers for the Yacktman US Equity Fund.

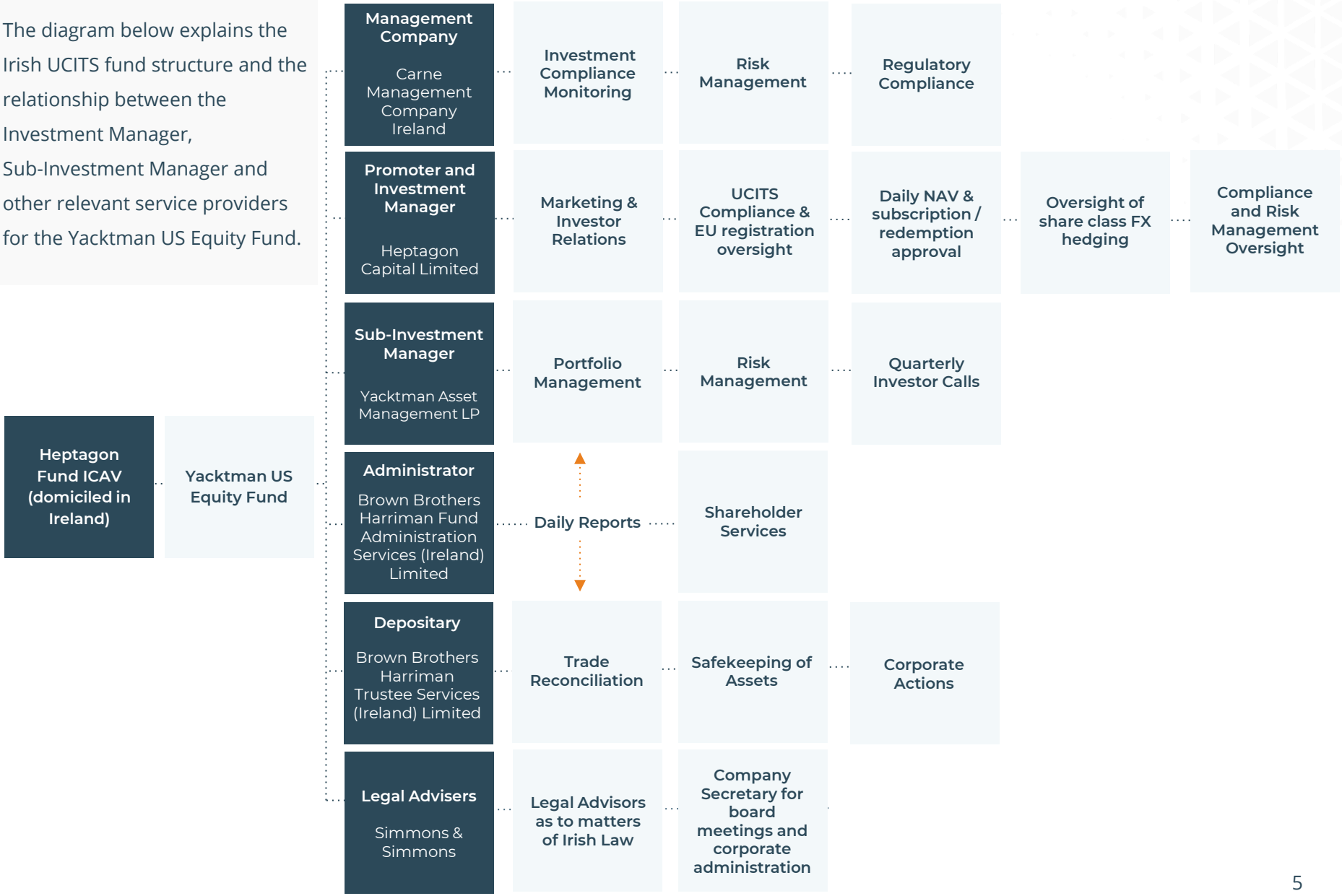

INVESTMENT MANAGER – HEPTAGON CAPITAL

Independent boutique asset management firm	$18.4bn** Assets under Management and Advice	Established in 2005	5 Office Locations	47 Total Employees	24 Different Nationalities	17 Languages

Heptagon Capital*

Heptagon UCITS Fund Platform

In-house

- Heptagon Future Trends Equity Fund

Sub-advised

- Driehaus Emerging Markets Equity Fund
- Driehaus US Micro Cap Equity Fund
- Driehaus US Small Cap Equity Fund
- Driehaus US SMID Cap Equity Fund
- Heptagon Kettle Hill US L/S Equity Fund
- Kopernik Global All-Cap Equity Fund
- Kopernik Global Opportunities Equity Fund
- Qblue Global Equities Responsible Transition Fund
- WCM Global Equity Fund
- **Yacktman US Equity Fund**
- Cornerstone Concentrated 30 US Equity Fund

External Manager Platform

- Hedge Funds
- Private Equity
- Fixed Income
- Private Credit

Discretionary Portfolio Management

- Discretionary Portfolio Management
- Concentrated Equity Management
- Hedging and Overlay Strategies
- Asset Allocation Advice
- Bespoke Mandates

Signatory of:

PRI PRINCIPLES FOR RESPONSIBLE INVESTMENT

PRI is a leading global network for investors who are committed to integrating environmental, social and governance considerations into their investment practices and ownership policies. Heptagon signed the UN PRI on 10th July 2019.

Heptagon Capital* includes **Heptagon Capital Limited, licensed to conduct investment services by the Malta Financial Services Authority and **Heptagon Capital LLP**, authorised and regulated by the Financial Conduct Authority*

*** As of 30/09/2026*

FIRM OVERVIEW & COMPETITIVE EDGE

- Yacktman Asset Management LP ("Yacktman"), was established in 1992 and operates out of Austin, Texas.
- Yacktman is an SEC registered Investment Adviser that invests approximately **$13bn USD** for individuals, institutions and corporations.
- Yacktman's success derives from a value-oriented approach to investment research and concentrated portfolio management.

Attribute	Edge
Boutique firm	US Equity Value specialist Substantially employee owned*
Investment philosophy	Rigorous and disciplined bottom-up, value oriented stock selection, non benchmark driven.
People	90 yrs of combined experience in fundamental driven, value equity investing.
Discipline	Long term view on stock picking. Proprietary forward rate-of-return valuation method.
Alignment of interests	Management has substantial personal assets invested in firm-managed strategies.

Signatory of:

PRI PRINCIPLES FOR RESPONSIBLE INVESTMENT

PRI is a leading global network for investors who are committed to integrating environmental, social and governance considerations into their investment practices and ownership policies. Yacktman Asset Management LP signed the UN PRI on 8th December 2022.

**On 02/07/2012 Affiliated Managers Group, Inc. (NYSE: AMG), a global asset management company acquired a majority equity interest in Yacktman Asset Management. The management partners of Yacktman continue to hold a substantial portion of the equity of the business and direct its day-to-day operations.*
AUM data as of 30/06/2026

HEPTAGON
Capital

INVESTMENT STRATEGY

INVESTMENT STRATEGY

The Yacktman team of Portfolio Managers consider themselves investors in businesses, not speculators in stocks. They approach the selection process as though they were buying a long-term bond, with the purpose of holding it for an extended period of time.

The main focus is on the rate of the return they would earn and the quality of those businesses. The higher the quality, the lesser the required rate of return – just like a bond investor. Clearly they don't expect exact yields to maturity, rather they build in a lot of room for error.

Yacktman has a tendency to shy away from **fads** and *en-vogue* companies or industries which resulted in them avoiding the TMT bubble.

Yacktman's investment philosophy focuses on purchasing quality businesses at low prices, using a three-part discipline. Yacktman believes an investor can earn attractive rates of return through investing...

... in good businesses that dominate their industry,

A good business may contain one or more of the following:

- High Market share in a principal product and/or service lines
- High cash return on tangible assets
- Relatively low capital requirements allowing a business to generate cash while growing
- Short customer repurchase cycles and long product cycles
- Unique franchise characteristics

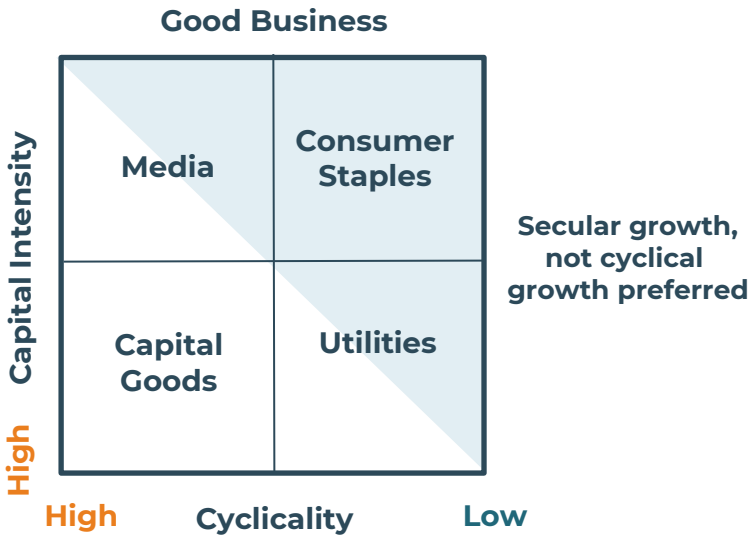

For illustrative purposes only

… with shareholder–oriented management,

Yacktman believes that a shareholder-oriented management does not overcompensate itself and allocates wisely the cash the company generates. Yacktman looks for companies that:

- Reinvest in the business and still have excess cash
- Make synergistic acquisitions
- Buy back stock

At times, Yacktman will invest in a company with poor management if it is apparent that executives can be replaced or if Yacktman believes the price of the security more than compensates for the issues.

… at a low purchase price

Yacktman looks for stocks that trade at a lower price than the sum of its parts. The stock prices of individual companies can vary significantly over short periods of time, and such price movements are not always correlated with the changes in company fundamental performance. Accordingly, Yacktman generally prefers to wait for buying opportunities. Such opportunities do not always occur in correlation with overall market performance trends.

"It's almost always about the price." – *Yacktman Asset Management LP*

For illustrative purposes only

OBJECTIVES AND GUIDELINES OF THE FUND*

- The Fund aims to achieve long-term capital growth by investing predominately in a diversified portfolio of U.S. Equities
- The Fund may hold Cash depending on the ability of the Sub-Investment Manager to identify investments that meet their valuation criteria
- The Fund may invest in, and may shift among, all market sectors
- The Fund will not use derivatives or leverage
- The Fund can selectively invest in debt instruments, typically when their rate of return is equity-like, and their risk is considerably lower than equity.

Concentration limits	Maximum of 10% in one issuer The Fund holds ~ 50 stocks.
Maximum industry weights	Up to 25%
Expected allocation strategy	The Sub-Investment Manager seeks to allocate primarily to large cap names, however mid cap companies may be featured and there is no prescribed sectoral or style bias, however gravitation toward an overweight in consumer goods (Staples/Discretionary) is common.

**Note: Extracts from the Prospectus. The investment guidelines of the Yacktman US Equity Fund comply with those of the Irish UCITS regulations. For further information please consult the Prospectus.*

For illustrative purposes only

SECURITY SELECTION AND PORTFOLIO CONSTRUCTION

- The Sub-Investment Manager uses a number of screens to filter a universe of U.S. stocks
- The screens focus largely on valuation metrics including the expected Forward Rate of Return
- Companies with the best score may be considered for inclusion as core holdings in the portfolio
- The Sub-Investment Manager will also look at companies which measure poorly on the traditional valuation metrics: this will generate ideas for the potential inclusion in the portfolio as special situation/turnaround holdings. The Sub-Investment Manager will then spend time doing qualitative analysis in order to understand the business and sector thoroughly and decide if there may be any catalysts for change.

Position Sizes

Position size will depend on the attractiveness of a company's forward rate of return as well as its risk profile.

New positions will be built incrementally for smaller, riskier companies. However, if the opportunity warrants it, the manager may build a larger position.

The Sub-Investment Manager may employ various techniques to adjust position size, including purchase, sale, or no action in relation to fund flows.

For illustrative purposes only

HEPTAGON
Capital

YACKTMAN US EQUITY FUND (IRISH UCITS FUND)

YACKTMAN US EQUITY FUND PERFORMANCE

as of 30/09/2026

Monthly Returns*

	Jan	Feb	Mar	Apr	May	Jun	Jul	Aug	Sep	Oct	Nov	Dec	Total	Russell 1000 Value	S&P 500
2012	3.0%	1.8%	2.3%	-1.1%	-4.0%	4.4%	-0.5%	2.0%	2.0%	-2.2%	1.0%	0.6%	**9.4%**	16.6%	15.2%
2013	5.8%	1.8%	3.5%	1.9%	1.8%	0.1%	3.1%	-2.1%	1.1%	3.6%	1.4%	1.5%	**26.1%**	31.6%	31.5%
2014	-3.2%	2.3%	1.6%	0.7%	2.2%	0.8%	-1.7%	3.1%	-0.7%	1.4%	3.6%	0.1%	**10.3%**	12.7%	13.0%
2015	-4.7%	3.8%	-2.7%	0.7%	-0.2%	-2.7%	0.9%	-5.5%	-0.9%	7.4%	-0.9%	-1.5%	**-6.7%**	-4.5%	0.7%
2016	-1.8%	-0.1%	5.9%	0.4%	0.7%	0.9%	2.0%	-0.3%	-0.5%	0.1%	1.5%	1.2%	**10.2%**	16.4%	11.2%
2017	2.8%	1.9%	1.3%	0.5%	-0.7%	0.8%	1.8%	-0.6%	0.0%	1.6%	3.6%	1.7%	**15.7%**	12.8%	21.1%
2018	3.2%	-2.9%	-1.3%	-0.6%	0.0%	4.0%	1.8%	1.4%	0.8%	-1.4%	3.0%	-5.0%	**2.7%**	-8.9%	-4.9%
2019	4.5%	1.9%	0.8%	2.7%	-3.6%	4.3%	0.5%	-2.5%	2.0%	1.8%	1.2%	3.3%	**17.8%**	25.6%	30.7%
2020	-1.5%	-7.3%	-11.1%	8.0%	3.8%	2.3%	2.4%	5.9%	-2.2%	-1.3%	13.5%	6.9%	**18.3%**	2.0%	17.8%
2021	-1.1%	6.6%	4.0%	3.2%	1.0%	-0.7%	0.2%	2.4%	-1.7%	3.9%	-4.0%	5.7%	**20.5%**	24.4%	28.2%
2022	-1.6%	-0.4%	0.8%	-5.5%	1.1%	-7.9%	5.4%	-2.0%	-7.9%	10.4%	4.5%	-4.3%	**-8.8%**	-8.1%	-18.5%
2023	5.3%	-3.5%	-0.5%	2.8%	-3.8%	3.9%	4.3%	-2.0%	-3.9%	-1.5%	6.2%	5.1%	**12.3%**	10.7%	25.7%
2024	-0.3%	3.5%	3.8%	-3.2%	1.2%	-1.1%	2.4%	2.4%	-1.2%	-1.9%	4.0%	-5.0%	**4.3%**	13.6%	24.5%
2025	1.4%	0.3%	-0.9%	-2.3%	3.7%	2.4%	1.1%	1.8%	1.5%	1.5%	0.1%	3.3%	**14.5%**	15.2%	17.4%
2026	6.7%	1.8%	-4.5%	7.1%	1.6%	-0.9%	5.2%	2.1%	-4.7%				**14.4%**	18.8%	12.5%

**Yacktman US Equity Fund C share class*

Past performance does not predict future returns, the value of investments and income from them can fall as well as rise.

Source: FactSet Research Systems

Risk Warning: The Fund is subject to special risk considerations including geographic concentration risk, portfolio concentration risk and operational risk. The investment return and principal value of an investment will fluctuate so that the investor's shares, when redeemed, may be worth more or less than their original cost. Any investor should consider the investment objectives, risks and charges and expenses of the Fund carefully before investing. Where an investment is denominated in a currency other than the investor's currency, changes in rates of exchange may have an adverse effect on the value, price of, or income derived from the investment. Russell 1000 Value NR represents the Russell 1000 Value NR Index (net) USD. S&P 500 represents the S&P 500 NR Index (net) USD. Please refer to important information on page 2.

YACKTMAN US EQUITY FUND PERFORMANCE

as of 30/09/2026

Cumulative Performance Since Inception

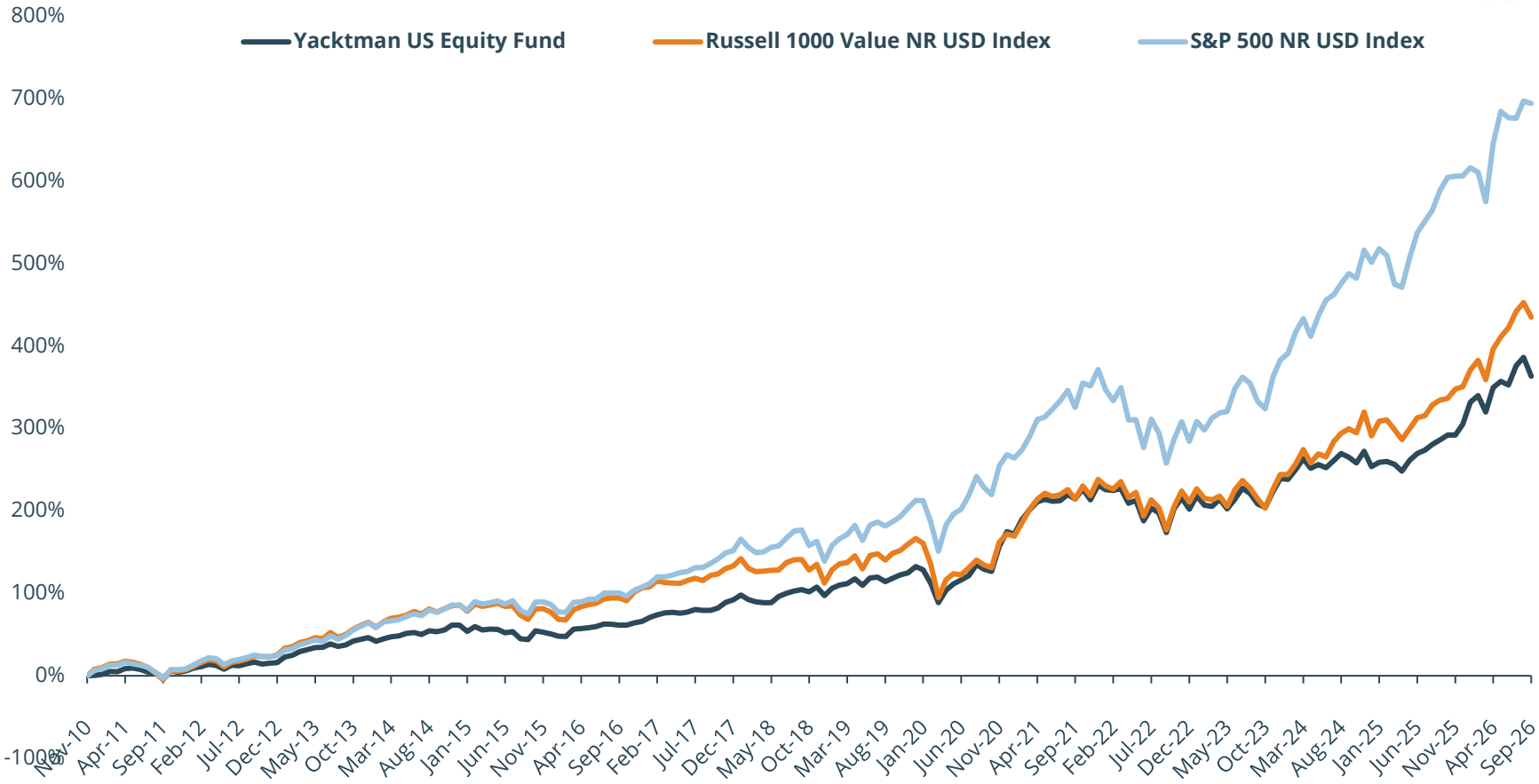

Past performance does not predict future returns, the value of investments and income from them can fall as well as rise.

Source: FactSet Research Systems

Risk Warning: The Fund is subject to special risk considerations including geographic concentration risk, portfolio concentration risk and operational risk. The investment return and principal value of an investment will fluctuate so that the investor's shares, when redeemed, may be worth more or less than their original cost. Any investor should consider the investment objectives, risks and charges and expenses of the Fund carefully before investing. Where an investment is denominated in a currency other than the investor's currency, changes in rates of exchange may have an adverse effect on the value, price of, or income derived from the investment. Russell 1000 Value NR represents the Russell 1000 Value NR Index (net) USD. S&P 500 represents the S&P 500 NR Index (net) USD. Please refer to important information on page 2.

PORTFOLIO ANALYSIS

as of 30/09/2026

Portfolio Sector Weights

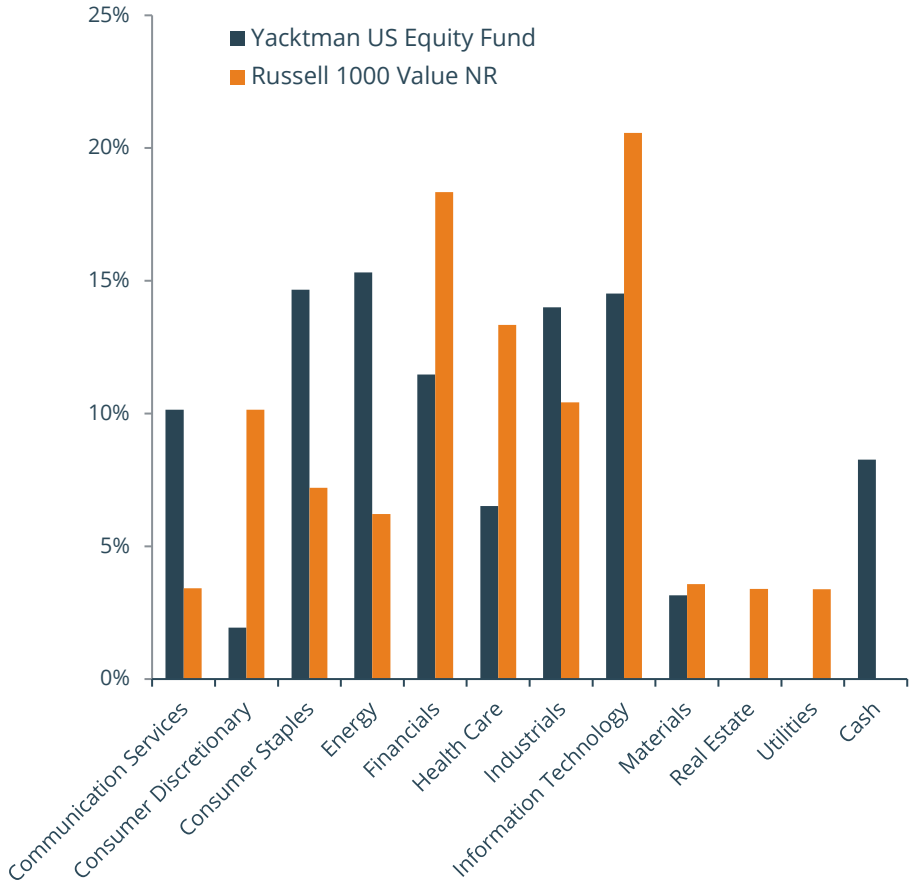

Portfolio Characteristics

	Yacktman	Russell 1000 Value
Price to Earnings using FY1 Est	12.04	17.65
Price to Book	1.67	3.16
Price to Sales	1.83	2.39
Price to Cash Flow	10.91	13.63
Dividend Yield	1.68	1.66
Est 3-5 Yr EPS Growth (%)	13.33	13.64
Hist 3Yr EPS Growth (%)	-0.31	7.39
Hist 3Yr Sales Growth (%)	0.54	6.37

Top 10 Holdings

	% of Portfolio
Samsung Electronics Co., Ltd.	6.7%
U-Haul Holding Company	5.9%
Bollore SE	5.2%
Berkshire Hathaway Inc.	4.6%
Microsoft Corporation	4.2%
Alphabet Inc.	3.6%
Charles Schwab Corporation	3.4%
ConocoPhillips	3.3%
Samsung C&T Corporation	3.3%
Fox Corporation	3.0%
Total of Top 10 Holdings	**43.1%**

Past performance does not predict future returns, the value of investments and income from them can fall as well as rise.

Source: FactSet Research Systems

Risk Warning: The Fund is subject to special risk considerations including geographic concentration risk, portfolio concentration risk and operational risk. The investment return and principal value of an investment will fluctuate so that the investor's shares, when redeemed, may be worth more or less than their original cost. Any investor should consider the investment objectives, risks and charges and expenses of the Fund carefully before investing. Where an investment is denominated in a currency other than the investor's currency, changes in rates of exchange may have an adverse effect on the value, price of, or income derived from the investment. Russell 1000 Value NR represents the Russell 1000 Value NR Index (net) USD. Please refer to important information on page 2.

YACKTMAN US EQUITY FUND PORTFOLIO

as of 30/09/2026

Communication Services	**10.1%**
Alphabet Inc.	3.6%
Comcast Corporation	0.3%
Fox Corporation	3.0%
News Corporation	1.9%
Walt Disney Company	1.3%
Consumer Discretionary	**1.9%**
eBay Inc.	1.2%
Legacy Housing Corporation	0.7%
Consumer Staples	**14.7%**
Amorepacific Corporation	0.6%
Associated British Foods Plc	1.8%
BellRing Brands, Inc.	0.5%
Coca-Cola Company	0.8%
Colgate-Palmolive Company	0.8%
Darling Ingredients Inc.	0.9%
Ingredion Incorporated	1.4%
Kenvue Inc.	1.2%
PepsiCo, Inc.	2.1%
Procter & Gamble Company	2.5%
Sysco Corporation	1.0%
Tyson Foods, Inc.	1.0%

Energy	**15.3%**
Bollore SE	5.2%
Canadian Natural Resources Limited	1.2%
ConocoPhillips	3.3%
Diamondback Energy, Inc.	2.9%
EOG Resources, Inc.	2.7%
Financials	**11.5%**
Berkshire Hathaway Inc.	4.6%
Charles Schwab Corporation	3.4%
FactSet Research Systems Inc.	0.8%
PayPal Holdings, Inc.	1.1%
State Street Corporation	1.5%
Health Care	**6.5%**
Avantor, Inc.	1.1%
Elevance Health, Inc.	1.6%
Embecta Corp.	0.4%
Johnson & Johnson	2.9%
UnitedHealth Group, Inc.	0.6%
Industrials	**14.0%**
Armstrong World Industries, Inc.	1.4%
Broadridge Financial Solutions, Inc.	1.3%
GrafTech International Ltd.	0.1%
L3Harris Technologies, Inc.	1.2%
Northrop Grumman Corporation	0.9%
Samsung C&T Corporation	3.3%
U-Haul Holding Company	5.9%

Information Technology	**14.5%**
Cognizant Technology Solutions Corporation	1.5%
Intuit Inc.	1.5%
Microsoft Corporation	4.2%
Samsung Electronics Co., Ltd.	6.7%
Teledyne Technologies Incorporated	0.5%
Materials	**3.2%**
Olin Corporation	0.5%
Reliance, Inc.	2.7%
Cash & Equivalents	**8.3%**

Portfolio Sector Weights

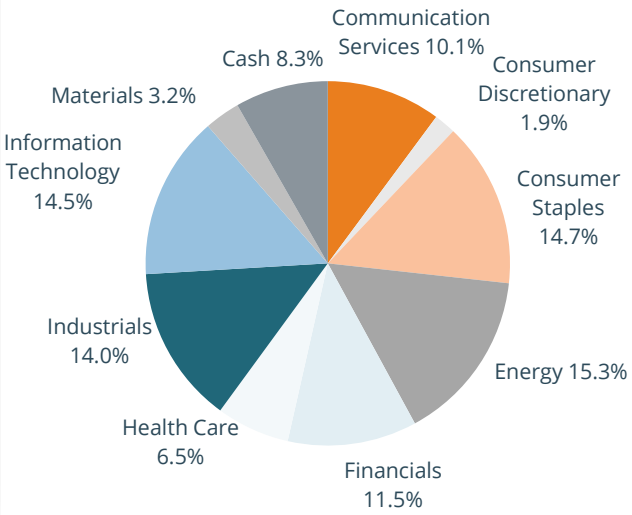

Source: FactSet Research Systems

HEPTAGON
Capital

THE INVESTMENT TEAM

INVESTMENT TEAM ORGANISATIONAL CHART

The below employees at Yacktman are responsible for the portfolio management (including idea generation, portfolio construction, security selection, investment research, trading and risk management) of the Yacktman US Equity Fund.

Stephen Yacktman
Partner
CIO
Portfolio Manager

Jason Subotky
Partner
Portfolio Manager

Russell Wilkins
Partner
Portfolio Manager

Adam Sues
Partner
Portfolio Manager

Molly Pieroni
Partner
President

Chase Frock, CFA
Vice President
/Trader

Brandt Dusthimer, CFA
Investment
Analyst

Jon Danielson
Investment Analyst

Michael Kang
Investment Analyst

BIOGRAPHIES

The below employees at Yacktman are responsible for the portfolio management (including idea generation, portfolio construction, security selection, investment research and risk management) of the Yacktman US Equity Fund.

Mr. Yacktman is Chief Investment Officer, Partner, and Portfolio Manager of Yacktman Asset Management. He joined Yacktman Asset Management in 1993 and has been co-manager of AMG Yacktman Focused Fund and AMG Yacktman Fund since 2002 and AMG Yacktman Focused Fund – Security Selection Only and Yacktman US Equity Fund since inception. In 2006 he was named Co-Chief Investment Officer and in 2013 became sole CIO of Yacktman Asset Management. He is a member of the Management Committee of the firm. He was a finalist for Morningstar's Domestic-Stock Manager of the Year award in 2011. Stephen graduated from Brigham Young University with an economics degree and MBA.

Stephen Yacktman
Partner
CIO
Portfolio Manager

Jason Subotky
Partner
Portfolio Manager

Mr. Subotky is Partner and Portfolio Manager of Yacktman Asset Management. He joined the firm in 2001, having previously worked as a General Partner at Peterschmidt Ventures and as a Vice President at Goldman Sachs. He has been a co-manager of AMG Yacktman Focused Fund and AMG Yacktman Fund since 2009 and and AMG Yacktman Focused Fund – Security Selection Only and Yacktman US Equity Fund since inception. He is a member of the Management Committee. Jason received a Bachelor of Music from the University of Southern California and an MBA from Brigham Young University.

Mr. Wilkins is Partner and Portfolio Manager of Yacktman Asset Management. Prior to joining the firm in 1998 he was a Senior Business Analyst at Electronic Data Systems Corp. He has been co-manager of Yacktman US Equity Fund since its inception in December 2010. He is a member of the Management Committee. Russell holds a B. A. in Asian Studies and Japanese from Brigham Young University and an MBA from Pepperdine University.

Russell Wilkins
Partner
Portfolio Manager



BIOGRAPHIES

Mr. Sues is Partner and Portfolio Manager at Yacktman Asset Management. He joined the firm in 2013, and is the portfolio manager for the AMG Yacktman Special Opportunities Fund. Adam is also co-manager for the Yacktman US Equity Fund, AMG Yacktman Focused Fund, AMG Yacktman Fund, and AMG Yacktman Global Fund. From 2010-2013, he was the founder and author of Value Uncovered, an investment website focused on value-oriented stock research and fundamental analysis. Adam holds a B. A. in Business Administration from Mount Union College and an MBA from the University of North Carolina Kenan-Flagler Business School.

Adam Sues
Partner
Portfolio Manager

Molly Pieroni
Partner
President

Ms. Pieroni is a Partner and the President of Yacktman Asset Management. In 2014, she founded MC2 Institute, an executive advisory firm serving major technology, industrial, financial services and business services companies. Prior to MC2, she served on the leadership team at Highside Capital Management, a $5B global equity long short hedge fund. Before joining Highside, Molly was a co-founder of JatoTech Ventures, an early-stage venture capital firm investing in Texas and California. JatoTech's portfolio companies were acquired by Broadcom, Silicon Labs, Intel and Qualcomm. Prior to JatoTech, Molly was a Principal at Boston Consulting Group, and she was part of the initial team that established the firm's Dallas office. She began her career as an investment banking analyst in New York. Ms Pieroni holds a BBA from William and Mary and an MBA from Harvard Business School.

HEPTAGON Capital

FUND PARTICULARS

YACKTMAN US EQUITY FUND PARTICULARS

Legal Structure	An open-ended umbrella type investment vehicle authorised pursuant to the European Communities (Undertakings for Collective Investment in Transferable Securities) Regulations 2011, as amended.
Share Classes	A (Retail) / B (Retail) / C (Institutional) (closed) / I (Institutional)
ISIN / Bloomberg Ticker	A IE00B3N32X37 HEPYACA B IE00B6STVH45 HEPYACB C IE00B3LHWB51 HEPYACC (closed) I IE00B61H9W66 HEPYACI
Exchange Listed	None
Registered for Retail Sale	Austria, Belgium, Denmark, Finland, France, Germany, Ireland, Italy, Luxembourg, Netherlands, Norway, Spain, Sweden, Switzerland, UK
Registered for Accredited Investors	Singapore (CISNET restricted scheme)
Tax Transparent	Austria, Germany, UK, Switzerland
Minimum Investment	A = $15,000 / B = $15,000 / C = $1,000,000 (closed) / I = $2,000,000
Management Fee	A = 1.50% / B = 1.95% / C = 1.00% (closed) / I = 1.15%
Subscriptions	Daily - T+2 Settlement
Redemptions	Daily - T+3 Settlement
Lock-up Provision	None
Leverage	None
Sub-Investment Manager	Yacktman Asset Management LP
Management Company	Carne Management Company Ireland
Depositary	Brown Brothers Harriman Trustee Services (Ireland) Limited
Administrator	Brown Brothers Harriman Fund Administration Services (Ireland) Limited
Lawyers	Simmons & Simmons LLP, Dublin
Auditor	Grant Thornton LLP

Please refer to important information on page 2.

HEPTAGON Capital

CASE STUDIES

The two companies discussed in this document below were chosen as representations of the type of stocks held in Yacktman U.S. Equity Fund (the "Fund"). The stocks are not presented to demonstrate performance.

This information is provided by Yacktman Asset Management LP ("Yacktman"). This information is not intended to provide investment advice. Nothing herein should be construed as a solicitation, recommendation or an offer to buy, sell or hold any securities, market sectors, other investments or to adopt any investment strategy or strategies. You should assess your own investment needs based on your individual financial circumstances and investment objectives.

This material is not intended to be relied upon as a forecast or research. The opinions expressed are those of Yacktman as of February 2021 and are subject to change at any time due to changes in market or economic conditions. The following Case Study slides have not been updated since February 2021 and may not reflect recent market activity. Yacktman does not guarantee the accuracy or completeness of this information. There is no guarantee that any forecasts made will come to pass. Reliance upon information in this material is at the sole discretion of the reader.

CASE STUDY 1: SAMSUNG ELECTRONICS CO PREFERRED

SAMSUNG

- Samsung Electronics (Samsung) is the second largest technology company in the world by sales. It is a global leader with a strong market position in semiconductors, (memory and foundry) mobile, display, and consumer electronics. Samsung also has a significant presence in emerging new markets like 5G, artificial intelligence, and the internet of things, among others. Currency is not a significant issue because many of its businesses are transacted in dollars.

- Samsung sells at a steep discount to global technology and appears to be poised for a period of high growth in its semiconductor business. The company has amassed far more cash than it needs, with cash and investments exceeding $100 billion.

- The Lee family, who controls the company, was recently assessed with a significant estate tax bill that could approach $10 billion. As a result, we think there is a strong incentive to have a higher stock price. If future share sales are needed to pay the estate tax, maximizing ownership of the company while getting liquidity will be important.

- We believe the company is positioned for extremely strong earnings growth in 2021-2022. The combination of strong business results, better capital allocation, and motivation for a higher valuation could create an exceptional stock performance in the coming years.

- This stock was first purchased in the Yacktman US Equity Fund on 20/06/2014.

Past performance does not predict future returns, the value of investments and income from them can fall as well as rise.

Source: Yacktman Asset Management

CASE STUDY 2: BOLLORÉ

- Bolloré is a diversified, France-domiciled multinational corporation with a number of under-appreciated assets, including a significant stake in Universal Music Group (UMG) and an electric vehicle battery business that continues to make inroads in the European market. We believe that the UMG stake alone justifies the firm's market cap at today's valuation, meaning Bolloré investors own the battery business and other assets for free. The firm is well run by a seasoned management team and has a healthy balance sheet.

- Bolloré's shares trade at a steep discount to what we think they are worth, partly due to a complex ownership structure where the company is controlled by an entity called Compagnie de l'Odet (Odet), which in turn is partly owned by Bolloré. Odet has executed an aggressive buyback program, buying back a significant number of shares of Bolloré. We view these repurchases as incredibly attractive, given that Bollore's market cap is covered by its stake in Universal Music Group, with upside in the rest of the businesses and investments.

- This stock was first purchased in the Yacktman US Equity Fund on 30/10/2018.

Past performance does not predict future returns, the value of investments and income from them can fall as well as rise.

Source: Yacktman Asset Management

HEPTAGON
Capital

DISCLAIMER

DISCLAIMER

Heptagon Capital Limited, Heptagon Capital LLP and its affiliate companies and its members, officers, employees, agents and advisors disclaim any and all liability relating to these materials, except to the extent required by applicable law or regulations, including, without limitation, any express or implied representations or warranties for statements or errors contained in, and omissions from, these materials. Certain assumptions have been made, and/or parameters set, in the preparation of these materials which have resulted in the returns detailed herein, and no representation or warranty is made that any returns indicated will be achieved. Changes to assumptions or parameters may have a material impact on the returns detailed. This document should not be copied to any other person without our express consent. This document should not be considered an offer to buy or sell investments.

Heptagon Capital Limited has issued this communication as investment manager for Heptagon Fund ICAV (the "ICAV"), an umbrella fund with segregated liability between sub-funds (the "Funds") and authorised pursuant to the European Communities (Undertakings for Collective Investment in Transferable Securities) Regulations, 2011, as amended, and is licensed to conduct investment services by the Malta Financial Services Authority. Heptagon Capital LLP is authorised and regulated in the UK by the Financial Conduct Authority and is the sub-investment manager for a number of the Funds.

The results given in this document are based solely upon historical fund performance as gathered and supplied by Brown Brothers Harriman Fund Administration Services (Ireland) Limited, the ICAV's administrator, Bloomberg and Morningstar. That past performance has not been independently verified by either Heptagon Capital Limited or Heptagon Capital LLP. It is not intended to predict or depict the future performance of any investment.

The information contained herein is provided for informational purposes only, is not complete, and does not contain certain material information about the Funds, including important disclosures and risk factors associated with an investment in the Funds. Before making an investment in any Fund, prospective investors are advised to thoroughly and carefully review the ICAV's Prospectus (the "Prospectus") as well as the supplement to the Prospectus for the Fund and the Fund's key investor information document with their financial, legal and tax advisors to determine whether an investment is suitable for them. An investment in the Funds is not suitable for all investors.

The distribution of information contained herein and the sale of shares in the Funds may be subject to legal or regulatory restrictions in certain countries in which applicants for shares are resident or of which they are citizens. In particular, neither the shares in the Funds nor the Funds themselves have been registered under any United States ("US") Securities legislation and are not available for purchase by US persons (as defined in the Prospectus).

The Yacktman US Equity Fund takes sustainability risks into account within the investment process, and this is disclosed in accordance with Article 6 requirements of the EU's Sustainable Finance Disclosure Regulation. However, the Fund does not have as its objective sustainable investment and does not promote environmental or social characteristics for the purposes of the EU's Sustainable Finance Disclosure Regulation.

DISCLAIMER

Heptagon Capital (DIFC) Limited, an affiliate of Heptagon Capital Limited, is registered in the Dubai International Financial Centre ("DIFC") with registration number 7480 and regulated by the Dubai Financial Services Authority ("DFSA"), under reference number F008730, for the provision of the Financial Services of Advising on Financial Products and Arranging Deals in Investments.

Heptagon Capital (DIFC) Limited's registered office is Unit 512, Level 5, Index Tower, DIFC, Dubai, United Arab Emirates.

This material is intended only for persons in the DIFC who meet the criteria to be classified as Professional Clients under the DFSA Conduct of Business Rules. It is not intended for Retail Clients or for any person who does not meet the applicable DFSA client classification requirements.
The financial promotion to which this local disclaimer relates has been issued and approved by Heptagon Capital Limited licenced to conduct investment business by the Malta Financial Services Authority, and Heptagon Capital (DIFC) Limited, and has not been approved by the DFSA. Heptagon Capital (DIFC) Limited is providing this local disclaimer only for the purposes of distribution in or from the DIFC.

Any promotion, offering or sale of units or shares in any fund referred to in this material in or from the DIFC must be made only in accordance with applicable DIFC laws and DFSA rules, including any applicable restrictions on the promotion of foreign domiciled funds.

DISCLAIMER

Source: London Stock Exchange Group plc and its group undertakings (collectively, the "LSE Group"). © LSE Group 2026. FTSE Russell is a trading name of certain of the LSE Group companies. Russell® is a trade mark of the relevant LSE Group companies and is used by any other LSE Group company under license. All rights in the FTSE Russell indexes or data vest in the relevant LSE Group company which owns the index or the data. Neither LSE Group nor its licensors accept any liability for any errors or omissions in the indexes or data and no party may rely on any indexes or data contained in this communication. No further distribution of data from the LSE Group is permitted without the relevant LSE Group company's express written consent. The LSE Group does not promote, sponsor or endorse the content of this communication.

The S&P 500 ("Index") is a product of S&P Dow Jones Indices LLC, its affiliates and/or their licensors and has been licensed for use by Heptagon Fund ICAV. Copyright © 2026 S&P Dow Jones Indices LLC, its affiliates and/or their licensors. All rights reserved. Redistribution or reproduction in whole or in part are prohibited without written permission of S&P Dow Jones Indices LLC. For more information on any of S&P Dow Jones Indices LLC's indices please visit www.spdji.com. S&P® is a registered trademark of Standard & Poor's Financial Services LLC and Dow Jones® is a registered trademark of Dow Jones Trademark Holdings LLC. Neither S&P Dow Jones Indices LLC, Dow Jones Trademark Holdings LLC, their affiliates nor their third party licensors make any representation or warranty, express or implied, as to the ability of any index to accurately represent the asset class or market sector that it purports to represent and neither S&P Dow Jones Indices LLC, Dow Jones Trademark Holdings LLC, their affiliates nor their third party licensors shall have any liability for any errors, omissions, or interruptions of any index or the data included therein.

The Global Industry Classification Standard ("GICS") was developed by and is the exclusive property and a service mark of MSCI Inc. ("MSCI") and S&P Global Market Intelligence ("S&P") and is licensed for use by Heptagon Fund ICAV. Neither MSCI, S&P, nor any other party involved in making or compiling the GICS or any GICS classifications makes any express or implied warranties or representations with respect to such standard or classification (or the results to be obtained by the use thereof), and all such parties hereby expressly disclaim all warranties of originality, accuracy, completeness, merchantability and fitness for a particular purpose with respect to any of such standard or classification. Without limiting any of the foregoing, in no event shall MSCI, S&P, any of their affiliates or any third party involved in making or compiling the GICS or any GICS classifications have any liability for any direct, indirect, special, punitive, consequential or any other damages (including lost profits) even if notified of the possibility of such damages.

For all definitions of the financial terms used within this document, please refer to the glossary on our website: https://www.heptagon-capital.com/glossary.

Past performance does not predict future returns, the value of investments and income from them can fall as well as rise.

Heptagon Capital LLP
63 Brook Street, Mayfair,
London W1K 4HS
Tel: +44 20 7070 1800

Authorised & Regulated by the
Financial Conduct Authority (FRN 403304)

Heptagon Capital Limited
The Hedge, Triq ir-Rampa ta' San Giljan,
St Julians, STJ 1062
Malta

Licenced to conduct investment services by the
Malta Financial Services Authority (C59542)